

PRO-MIC

Electronic Roll Measurement Systems

PRO-MIC Roll Shape Analysis

PRO-MIC Roll Shape Analysis is an easy way to test the grinding ability of your Roll Grinder.

PRO-MIC Roll Shape Analysis begins with the mathematical curve which your grinding machine uses to create the crown shape (usually 70 degree sine curve). The PRO-MIC then fits the selected curve to the ground profile.

If the roll is ground perfectly, the ideal curve will exactly match the ground shape. (See Figure 1)

If there is a problem with the grind, the curves will not match and an error shape will appear. (See Figure 2)

This analysis can help identify:

- A Grinder with **Bed Wear** Problems.
- A Grinder with **Crowner** Problems.
- Rolls **Ground too Hot**.
- Poor **Operator Technique**.

Among other problems...

Roll Shape Analysis is available in PRO-MIC units (for direct printing on roll tickets) and also from PC based systems like our Visual Quantum Software Package.

With the PC based system, **long term trends** can be seen, showing wear in the grinder as time passes. The system has also been used to judge grinder operator performance and training progress.

Give us a call at 1-800-PRO-MIC-1 for more information about how Shape Analysis can fit into your PRO-MIC System..

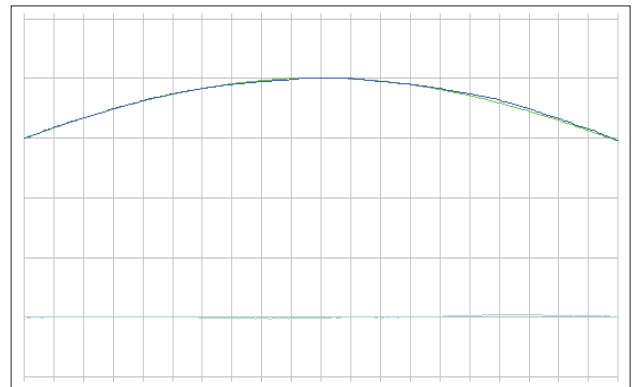


Figure 1: Shape Analysis of a Good Roll

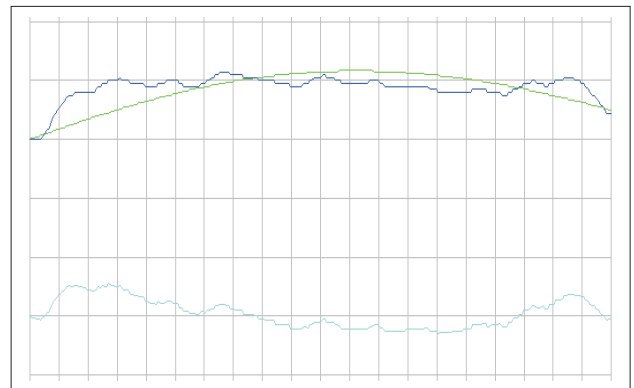


Figure 2: Shape Analysis of a Roll with Poor Shape

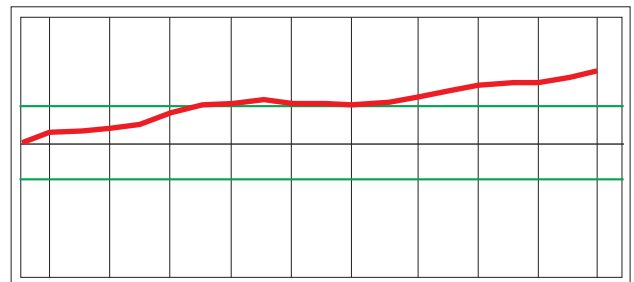


Figure 3: Statistical Chart of Roll Shape over Time